

Sunón

Headquarter & Experience Center

Add: Sunon Central Business Building, No.200 Shimin Street, Qianjiang CBD, Hangzhou, Zhejiang Province, China

Russia Branch & Experience Center

Add: Sky Masnion, No.118 Varshavskoe Road, Moscow

European R&D Center


Add: Brunnenstrasse 156, 10115 Berlin, Germany

USA Headquarter & Experience Center

Add: 525 Technology Drive Suite 150 Irvine CA.92618, USA

India Branch & Experience Center

Add: Floor I & II, 643, Rd Number 36, Aditya Enclave, Venkatagiri, Jubilee Hills, Hyderabad, Telangana 500033, India

    @sunonfurniture

www.sunonglobal.com

info@isunon.com



STEELBOX II

Sunón



STEELBOX II.

Steelbox II is the masterpiece cabinet system presented by Sunon with full-course independence in terms of R&D, manufacturing, and logistics. The steel product manufacturing base where Steelbox II is produced is located in Hangzhou, the E-commerce capital of China, and imported advanced manufacturing equipment and collected talents home and abroad. Intelligent digital operations help establish the service system featured by quality control, cost management, delivery guarantee, and personalize customization, all for creating value for clients.


STEELBOX, UP-GRA DE YOUR STORAGE





Three-in-one Smoothness

Steel panels on both side and the back are one-piece made, so there will be no trouble of welding projections that cause mutual abrasion with objects or drawers, or gaps difficult to clean.





6.8mm-thick Top Board, Sheet yet Strong

Steelbox adopted Italian Salvagnini bending equipment for high-precision processing. After a series of testing, the top edge thickness is narrowed down from 25mm to the limit of 6.8mm. The top edge is of the same thickness with the side edge, making the cabinet more delicate and light in top.





Harmonious tones

Cabinet body available in 2 colors and cabinet door available in 6 colors, fashionable and matching.





Delicate planter adds mini-forest

W900mm/1200mm*H250mm Steelbox planters are innovative designs which turn scattered greenery into a mini-forest in the office. 1.5 gallons/2 gallons of flowerpots can be combined inside and together create a small ecology system, refreshing your eyes, mind and breath.

Artistic Inward Handle

The inward handle has a concise outer shape and is designed with wave-shaped touch to fit user's fingers, offering smooth opening and closing.





Modern, secure, and artistic

Quality WT smart lockset

The cabinets are equipped with a WT smart lockset for document confidentiality. You may set four digit as the password to turn common use into private use.

Wood grain laminate/steel top panel

The top panel are available in 7 wood grain colors to achieve harmony with the steel cabinet body.



Right cabinets accelerate efficiency.

The chairs and tables are main servers in the office, and cabinets act as space planner: they may stand between workstations as light separation or stand against the wall to provide shared storage.



Welcoming Space with Proper Display

Reception spaces and common reading spaces need to be thoughtful and welcoming. Opening half of the cabinet for shared reading and interior decoration can help create easy and welcoming atmosphere during visitors' stay here.

"UP"-grade Office Storage

Organized storage beyond your imagination



There are always files and documents that you don't use them often but may need them in temporary cases. The 2140mm-high cabinet set provides a large storage capacity on high and low floors to better sort out documents based on their priorities and use frequencies.



Beauty Of Hazziness



Glue Edge for Higher Safety

Steel cabinet plus glass door, storage is clearer and more organized than ever; impedance glue added on the edge of the glass door enhanced the safety of opening and closing.

Lockable Rolling



In addition to the wood grain top board, Steelbox has PP patterned rolling door to match with the bright and clean steel. The collision of different materials endows the space with unique rhyme.



The acoustic cotton padded inside the door ensures low sound during opening and closing, and the lock guarantees document safety when needed.







Mailbox Cabinet

The interchange station of information



1



2

Mailbox Cabinet

The interchange station of information
 Mails, categorized documents, and forms need their exclusive interchange stations. Steelbox mailbox cabinets serve this purpose perfectly by providing an opening for anything delivery and organized internal space for people to manage.



Exclusive use



Bank and education scenarios may need cabinets used as personal lockers. Steelbox locker cabinets are designed with square holes to maintain good ventilation and insertable name tag slot.



PROGRESSIVE STORAGE IN LIMITED AREA

The 3H (1090mm) bottom cabinet can be overlapped with 3H/2H (700mm)/1H (350mm) cabinets such as slide door cabinets, drawer cabinets, wardrobe cabinets. The cabinets can be easily matched as the functions are freely selected. Utilization of the space is increased as personal and sharing requirements are fulfilled.











































CLEAR MIND AND AGILE ACTIONS IN CLEAN AND ORGANIZED SPACES













Steelbox includes a bed cabinet, so that employees can enjoy a quality noon nap and be recharged for the afternoon. The 1950mm*570mm bed has eight feet and is equipped with comfortable setting sponge mattress.



Specification


 GC25-2.039052/K/WF W390*D523*H445(mm)	 GC24-2.039052/WF W390*D523*H567(mm)	 GC23-2.039059 W390*D599*H715(mm)	 GC22L/R-2.100045 W1000*D450*H632(mm)	 GC22L/R-2.100045K W1000*D450*H632(mm)
 GC22R/L-2.100045G W860*D500*H638(mm)	 GC34-2.075/080/090/ 100/045 W744*D497*H725(mm) W794*D497*H725(mm) W894*D497*H725(mm)	 GC21-2.073050 W730*D500*H725(mm)	 GC21-2.068050 W680*D500*H638(mm)	 GC26-2.070035 W706*D356*H400(mm)
 GC20R-2.060115 /135 GC20R-2.070115 /135 W300*D600*H1142(mm) W300*D600*H1344(mm) W300*D700*H1142(mm) W300*D700*H1344(mm)	 GC20L-2.060115/135 GC20L-2.070115/135 W300*D600*H1142(mm) W300*D600*H1344(mm) W300*D700*H1142(mm) W300*D700*H1344(mm)	 GC35-2.090045 W900*D450*H350(mm)	 GC36-2.090045 W900*D450*H350(mm)	 GC37-2.090045 W900*D450*H700(mm)
 GC38-2.090045 W900*D450*H700(mm)	 GC00-2.090045 W900*D450*H700(mm)	 GC33-2.090045 W900*D450*H700(mm)	 GC01-2.090045 W900*D450*H1050(mm)	 GC02-2.090045 W900*D450*H1050(mm)
 GC03-2.090045 W900*D450*H1050(mm)	 GC04-2.090045 W900*D450*H1050(mm)	 GC32-2.090045 W900*D450*H1050(mm)	 GC05-2.090045 W900*D450*H1090(mm)	 GC06-2.090045 W900*D450*H1090(mm)
 GC07-2.090045 W900*D450*H1090(mm)	 GC08-2.090045Y W900*D450*H1090(mm)	 GC08-2.090045X W900*D450*H1090(mm)	 GC08-2.090045 W900*D450*H1090(mm)	 GC90-2.090045 W900*D450*H1090(mm)
 GC98-2.090045 W900*D450*H1790(mm)	 GC97-2.090045 W900*D450*H1790(mm)	 GC95-2.0900513 W900*D515*H1790(mm)	 GC96-2.0900516 W900*D515*H1790(mm)	 GC91-2.120045 W1200*D450*H1090(mm)
 GC91-2.120045M W1200*D450*H1090(mm)	 GC92-2.120045 W1200*D450*H1090(mm)	 GC93-2.120045 W1200*D450*H1090(mm)	 GC93-2.120045M W1200*D450*H1090(mm)	 GC94-2.090045 W1200*D450*H1090(mm)

Specification


 GC27-2.09/1200045 W900*D450*H250(mm) W1200*D450*H250(mm)	 GFJ05.090045 W876*D426*H10(mm)	 GFJ05.120045 W1176*D426*H10(mm)	 GFJ03./068/086/154050 W680*D500*H7(mm) W860*D500*H7(mm) W1540*D500*H7(mm)	 GFJ03.090045/051/120045/ W900*D450*H12(mm) W900*D515*H12(mm) W1200*D450*H12(mm) W1200*D450*H7(mm)
 GFJ03.068/086/154050M W680*D500*H12(mm) W860*D500*H12(mm) W1540*D500*H12(mm)	 GFJ03.090051M W900*D515*H12(mm)	 DCD.09/12 W901*D451*H12(mm)	 GFJ01.039052 W390*D523*H50(mm)	 GFJ02.070045 W700*D450*H50(mm)

Material


Cushion fabric material



Cabinet door/handle



Wood grain color top board



Given that products may be updated constantly, no further notice will be given in regard of changes in specification, and the real product shall be considered as final.